



Cimarron®

Toilet tank, 1.28 gpf
K-4166-RA

Features

- 1.28 gpf (4.8 lpf).
- Right-hand Polished Chrome trip lever.
- Combines with the K-4347 or K-4829 bowl to create a complete K-3887 or K-3851 Cimarron toilet.
- Coordinates with other products in the Cimarron collection.
- Qualifies as an HET(High-Efficiency Toilet). Consumer rebates are available in some municipalities.

Technology

- Single-flush gravity uses the force of gravity and a precision-engineered tank to create a strong siphon during flushing.
- AquaPiston® canister allows water to flow into the bowl from all sides (360 degrees), increasing the power and effectiveness of the flush.
- Flush valve's 3:2 ratio harnesses the natural force of gravity and optimizes flush performance.
- Durable canister design has 90% less exposed seal material than a 3" flapper for leak-free performance.
- Light-touch canister flush requires a lower actuation force than a flapper.

Installation

- Supply line sold separately.
- DryLock® System saves installation time and helps prevent water leakage.

Recommended Products/Accessories

K-4347 Round-front chair height toilet bowl
K-4829 Round-front chair height toilet bowl
K-23726 Drain treatment



Codes/Standards

ASME A112.19.2/CSA B45.1




KOHLER® Toilets and Seats Limited Warranty

See website for detailed warranty information.

Available Colors/Finishes

Color tiles intended for reference only.

Color	Code	Description
-------	------	-------------

	0	White
	96	Biscuit
	47	Almond



Cimarron®
Toilet tank, 1.28 gpf
K-4166-RA

No image available.
This product is a component and not intended to be a standalone installation.

Technical Information

All product dimensions are nominal.

Toilet type: Two-piece

Water Consumption

Full: 1.28 gpf (4.8 lpf)

Notes

Install this product according to the installation instructions.